









Favorite Web Pages

URL – Universal Resource Locator (Think of it as the exact phone number to call a person)

	Chrome	Firefox	Edge	Safari
Key Words				
Favorite Web Pages Name and Icons	Bookmarks 	Bookmarks 	Favorites 	Bookmarks 
Name of Process to manage Favorite Web Pages	Bookmark Manager	Bookmarks/ Show All Bookmarks	Favorites	Bookmarks on the Menu Bar
Favorites Bar that you show just below the menu/address bar	Bookmarks Bar	Bookmarks Toolbar	Favorites Bar	Bookmark Bar
Favorites can be synchronized through multiple devices	Yes via Google gmail	Yes via Firefox account	Yes via Microsoft mail account such as msn.com, live.com, Hotmail.com and outlook.com	Yes via Apple ID account

Can favorite pages be brought into any browser? Yes

The most important thing about using any help function is using the **key words** when asking your questions.

Use your help feature in the browser and ask about the Import and Export functions. Best way to find out how to bring them in.

Import Favorites from another Browser – There is a file stored on your computer and the browser goes out and finds that file and it brings it into your favorites folder with a label like. “Favorites from IE”.

Export Favorites – When you do this, it creates a file that you can bring into any browser you want. I like to save mine to the desktop in an **html format** so it is easy for me to find again.

Drag and Drop Favorites where you want them once you get them into your Favorites manager. Be careful not to click on the link but rather put the mouse over it, press and drag at the same time.

Chrome is probably the easiest to do this in and Safari has the most steps and is a little different than the other 3 but it can be done.