

Smart Home for Safety & Convenience

Many of us have some smart home devices already. A Smart Speaker, Video Doorbell, Security Cameras, Life Line, etc.

My story is simple – an Alexa device, a few smart plugs and just a few other gadgets.

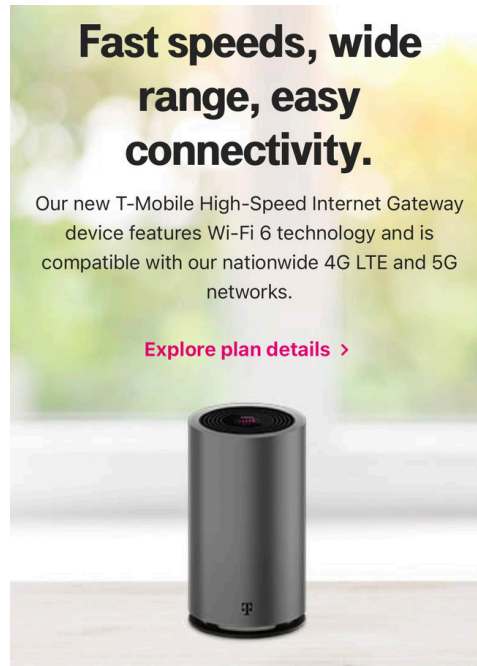
The secret is to learn how to properly use these devices for our own safety and convenience. Here's a few ways I use my simple devices.



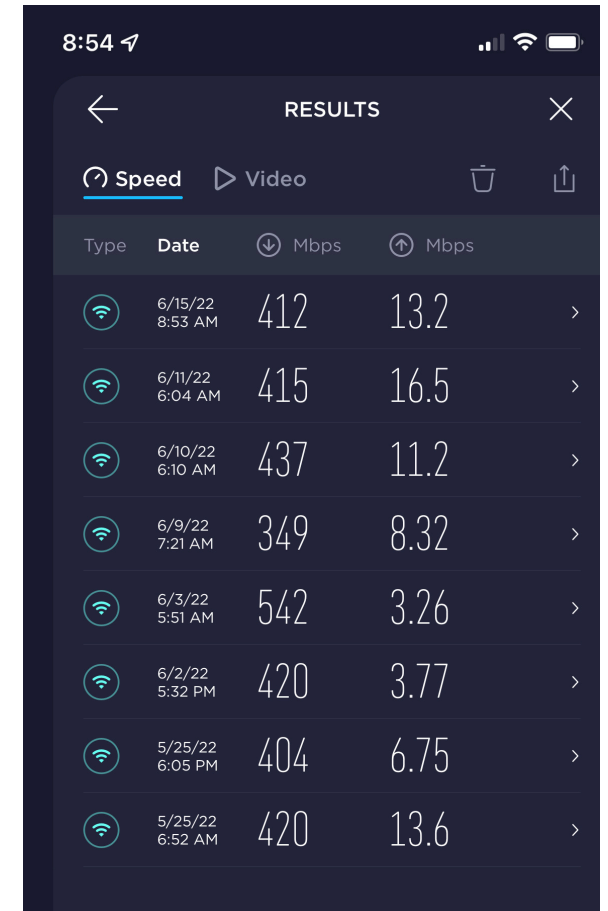
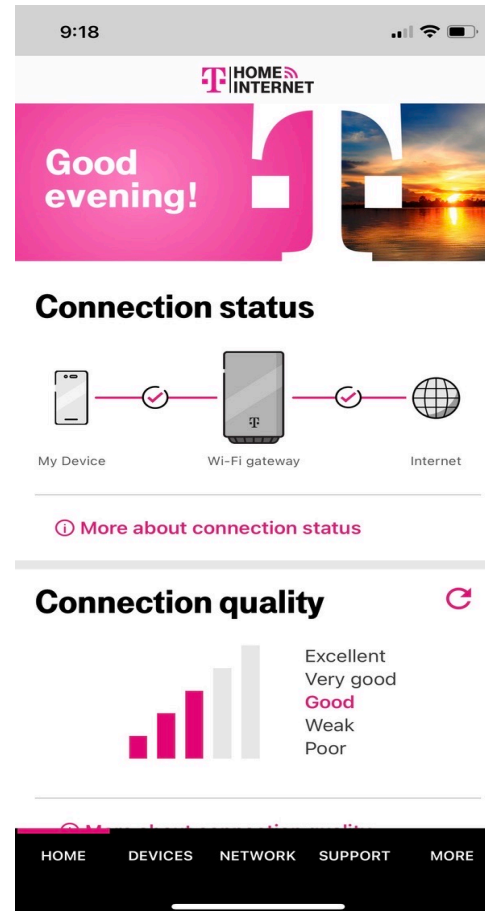
Home Internet & WiFi

Before I get into that, a recent email I sent out about my new Internet device seemed to have raised many questions.

Are there any questions?



Fast Wi-Fi in every room.



Voice Commands to Alexa Device

My Smart devices include two Alexa Smart Speakers, a Ring Doorbell and a Wyze Security Camera.

Now, since this is an Intro presentation, we'll keep this very simple to start.

▶ **Say – Alexa – Lights On**

- ▶ This command, from my easy chair, will turn on my living room lights, kitchen lights that are above my cabinets and a foyer light,
WooHoo - no more tripping in the dark!

▶ **Say - Alexa – Lights Off**

- ▶ This command, again from my easy chair, will turn off all of the living room, kitchen and foyer lights **AND** then turn on my bedroom light.
Again, no more tripping in the dark!

- ▶ Now, I also have my lights programmed to come on at a certain time and turn off at certain time, just in case I'm not home, but I want folks to think I am.

Now into the bedroom – Nothing XXX rated there!

Once I'm Ready For Bed

- ▶ **Say _ Alexa – Bedtime**

- ▶ This command turns off the bedroom light, Alexa tells me good night and the time, then my selection of music plays for 30 minutes.
- ▶ Other bedroom commands might be Alexa - Set Alarm For 6:00 AM, once awake you can ask for your news briefing, weather forecast, etc.

So, this is all very simple to accomplish, and makes my life very convenient and safe.

Whats required to do what I just described?

One Alexa speaker and a few Alexa Smart Plugs – Cost, about \$150, or less.

Creating Routines Using the Alexa app.

From the menu;

 Add a Device

 Lists & Notes

 Reminders

 Alarms & Timers

 Routines


 Skills & Games

See More 

YOUR ROUTINES

Sorted by Routine Name A-Z

 Bedtime

 Good Morning

 IA Bedroom Off

 IA Bedroom On

 IA Kitchen Off

 IA Kitchen On

Enabled

NAME

IA Lights On


WHEN YOU SAY

Alexa, Lights On Please

[View/Edit](#)

ALEXA WILL

[Add action](#)

 Iowa Foyer
Power: On

 Iowa Kitchen
Power: On

 Iowa Sunroom
Power: On

 Iowa Living Room
Power: On; Set Brightness: 74%

Enabled

NAME

Good Morning


WHEN YOU SAY

Alexa, Good Morning

[View/Edit](#)

ALEXA WILL

[Add action](#)

 Set volume to 4

 Tell current time.

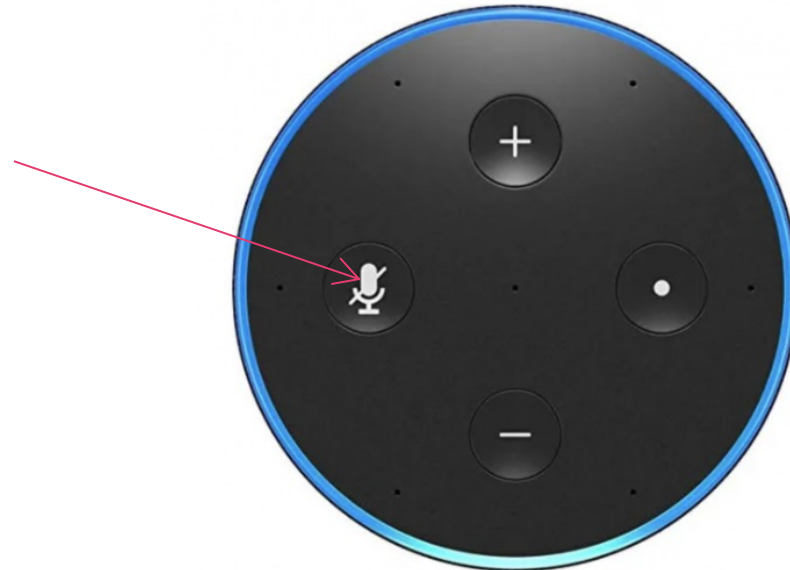
 Report weather

FROM

The device you speak to

Alexa Security

- ▶ I've heard the worries about Alexa listening to every word we say, so I want to assure you that is not the case, and show you a way you can be certain.



ONE MORE FOR THE ROAD!

- ▶ **Communication – So critical and so easy.**

- ▶ ***Allow me introduce the Alexa Show 8***



A FEW SHOW EXAMPLES


Alexa Show does everything a normal Alexa does, plus gives you video!



"Alexa, show me pizza recipes with Food Network Kitchen."



Check or Edit your Calendar

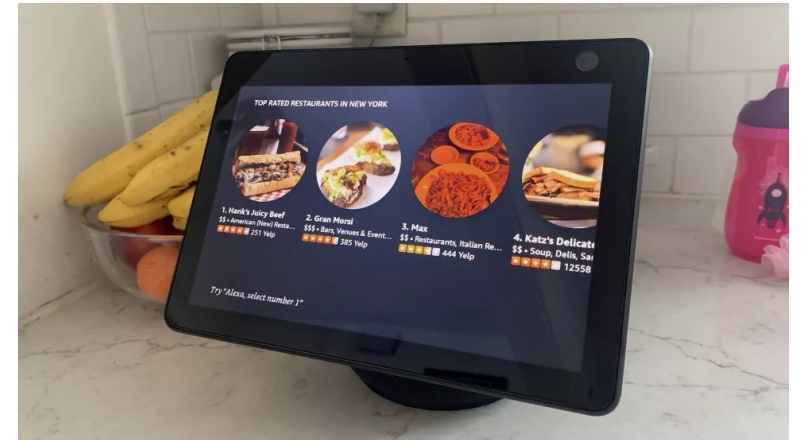


"Alexa, call my family."

MORE!



See your security camera and video doorbell



Find a restaurant



and yes, you can turn the camera off, by simply sliding this button!



and more!

- ▶ *Translate Languages*
- ▶ *Watch News, Sports, Television or Movies*
- ▶ *Call for Assistance*
- ▶ *Play Kaaroke*
- ▶ *Digital Photo Frame*
- ▶ *& so much more!*

My Ring Doorbell

▶ *My ring doorbell*

- ▶ Through my phone, or Alexa Show, it shows me when someone is on my front porch, whether or not they ring the doorbell. It also plays a little chime in the house, in case our phones are somewhere else. A nice feature to let you know if you've received a delivery, or if someone is prowling around your house for some reason,
- ▶ If they ring the doorbell, your phone will show you immediately who is there, and you can then speak to them through your phone. If you're not home, you can still speak to them, or they'll be informed that you can't come to the door and they will be invited to leave a voice message for you by speaking into the doorbell. It's all very easy to manage, and makes your home very secure.



My Wyze interior camera

▶ *My Wyze Interior Camera*



- ▶ I have to say, for \$35, this thing is great. I have it set up under my television. From that position I have a full view of my front hallway, my rear sliding glass door, my living room and the entry into my bedroom. So, if anyone enters my home, I am notified on my phone, immediately, and I have them on video, safely stored in the cloud. This camera also has voice, so I could speak to the person/intruder if I so desired, day or night!
- ▶ In addition, this camera has the ability to listen for smoke detectors and if it hears one, again, I'm notified immediately on my phone.
- ▶ These notifications from my doorbell, or camera, come to me, regardless of my location,

Security

- ▶ So, with all of my little devices, I have less than \$250 invested.

Not bad for a basic security system!

Now lets take a look at some other Smart devices you may find interesting.

DIY Smart Home Solutions

- ▶ <https://www.diysmarthomesolutions.com/smart-homes-for-seniors-technology-for-independent-living/>

The best smart home devices by category.

▶ <https://www.nytimes.com/wirecutter/home-garden/smart-home/>

25 Home Automation Ideas: Ultimate Smart Home Tour!

- ▶ Now, here is a short 7 minute video of a guy I think went overboard.

Let's have a look.

- ▶ <https://www.youtube.com/watch?v=QuByECkIXZs>

Thank you.

Any questions or comments?



Thank you for allowing me to bring this introduction to you. It's been my pleasure.



An International
Association of Technology
& Computer User Groups